ΕΜΠ-ΜΜ
Ε-ΠΤ

# Το Πυρηνικό Ατύχημα τον Απρίλιο 1986 στο Chernobyl

## Αποθέσεις Cs-137 στην Ευρώπη από το Ατύχημα στο Chernobyl

1

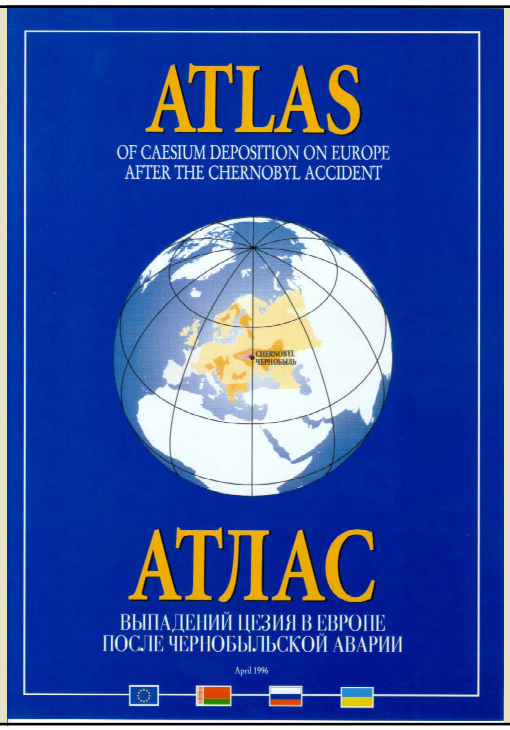


2

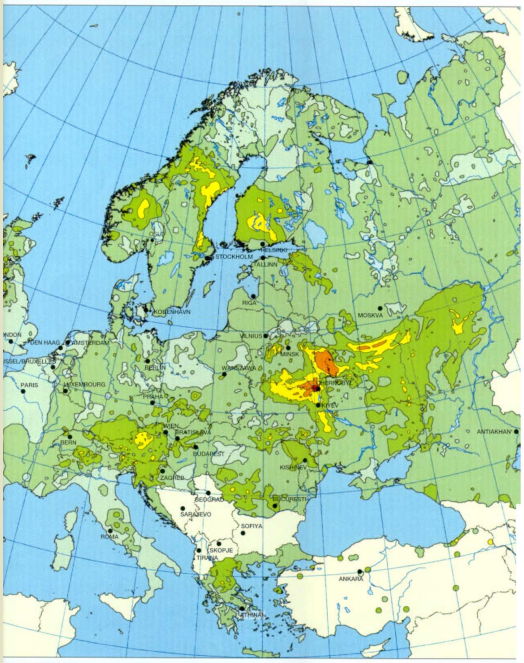





**Total Caesium-137 (Chernobyl, global fallout from weapons' testing,...) deposition normalised to 10 May 1986.**

2 10 40 185 1480 kBq/m²

0.054 0.27 1.08 5 40 Ки/км²

Data not available Нет данных

3

ΕΜΠ-ΜΜ
Ε-ΠΤ

# Σχετική Επιβάρυνση των Ευρωπαϊκών Χωρών

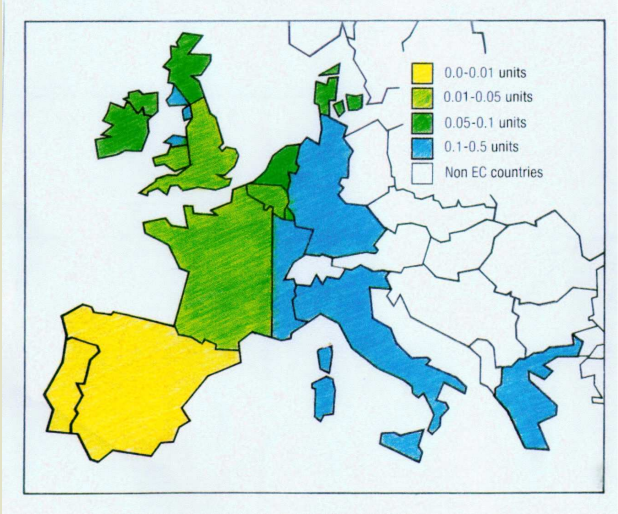


4

# Εναπόθεση Cs-137 στην Ευρώπη

| Country | Size | Deposition (KBq/m²) Range | Mean | $^{134}Cs/^{137}Cs$ ratio |
|---|---|---|---|---|
| Austria | 114 | 0.7-580.0 | 35.1 | |
| Belgium | 21 | 0.3- 3.9 | 1.4 | 0.5 |
| Bulgaria | 1 | 1.0 | | |
| Chechoslovakia | 115 | 0.2- 19.0 | 4.0 | 0.49 |
| Denmark | 30 | 0.6- 5.3 | 2.4 | |
| F.R.Germany | 304 | 0.5- 44.0 | 7.5 | 0.47 |
| Finland | 23 | 0.1- 36.0 | 8.0 | |
| France | 59 | 0.0- 35.0 | 2.1 | 0.46 |
| GREECE | 1472 | 0.1-148.9 | 7.3 | 0.52 |
| Hungary | 19 | 0.6- 13.0 | 3.3 | |
| Ireland | 101 | 0.3- 14.2 | 3.2 | |
| Italy | 452 | 0.0-491.1 | 7.1 | 0.43 |
| The Netherlands | 93 | 0.3- 6.0 | 1.7 | |
| Poland | 6 | 0.9- 5.2 | 3.1 | |
| Rumania | 13 | 0.1- 8.5 | 2.8 | 0.47 |
| Spain | 9 | <0.04 | | |
| Sweden | 144 | 0.1-100.0 | 16.0 | |
| Switzerland | 61 | 0.3- 47.9 | 10.9 | |
| UK | 73 | 0.1- 19.0 | 4.4 | |
| USSR | 109 | 19.0-261.0 | 62.1 | |
| Yugoslavia | 7 | 1.0- 10.0 | 4.5 | |

5

**Chernobyl** $^{137}Cs$ deposition estimates in the EC KBq/m² (1)

| Country | Core samples | EUR 11523 4 | Country |
|---|---|---|---|
| Denmark | 1.3(10) | 1.0 | Denmark |
| FRG N | 3.4 (111) | 1.0 | FRG N |
| FRG C | 2.9 (49) | | |
| FRG S | 14 (98) | 15 | FRG S |
| FRG BE | 3.5 (1) | | |
| FRG | 7.4 (259) | | |
| France NW | 0.3 (15) | 0.5 | France W |
| France NE | 1.7 (9) | | |
| France SW | — | 3.0 | France E |
| France SE | 2.8 (16) | | |
| France | — | | |
| Ireland | 2.9 (94) | 2.0 | Ireland |
| Italy N | 15 (29) | 5.0 | Italy N |
| Italy C | 5 (36) | 3.0 | Italy C |
| Italy S | 2.2 (24) | 2.0 | Italy S |
| Italy | 7.5 (89) | | |
| Luxemburg | — | 1.0 | Luxemburg |
| Netherlands | 1.9 (14) | 1.0 | Netherlands |
| Greece | 7.3 (1242) | 3.5 | Greece |
| UK-EN | 1.1 (24) | 2.0 | UK-EN north |
| UK-WL | — | | UK-WL north |
| UK-SC | 2.9 (10) | | UK-SC |
| UK-NI | 3.0 (5) | | UK-NI |
| UK | — | 1.0 | UK remainder |
| Belgium | 1.2 (8) | 1.0 | Belgium |
| Spain | — | 0.015 | Spain E |
| | — | 0.002 | Spain W |
| Portugal | — | 0.002 | Portugal |

Εναπόθεση Cs-137 σε Ευρωπαϊκές Χώρες

(Ελλάς : Ερευνα ΕΠΤ-ΕΜΠ)

6

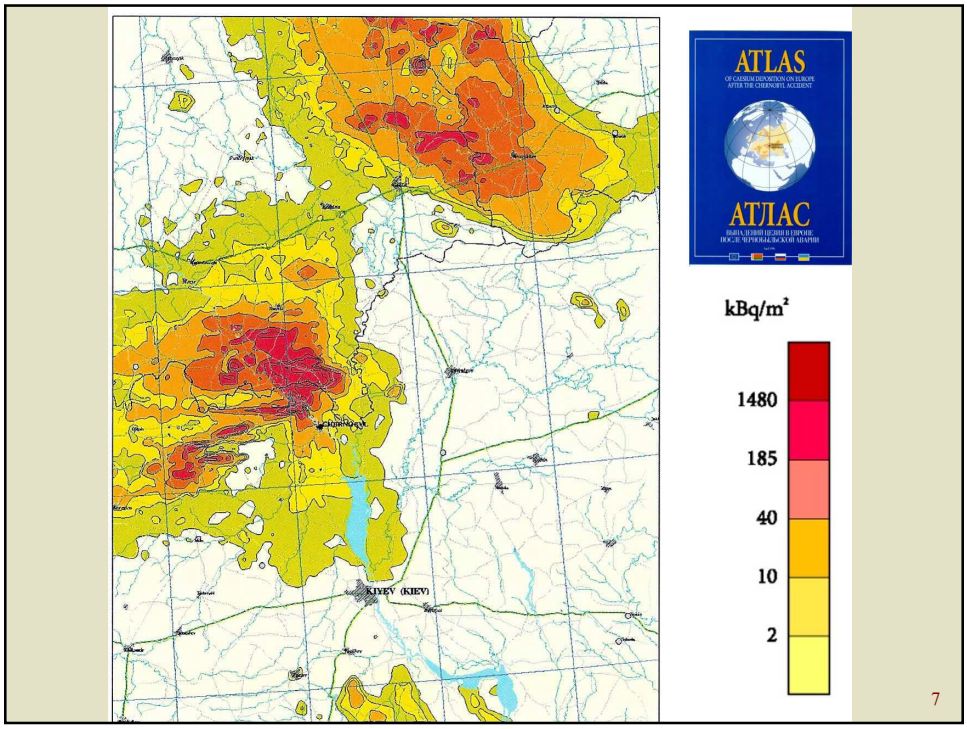
ATLAS
АТЛАС
kBq/m²
1480
185
40
10
2
KIYEV (KIEV)
7

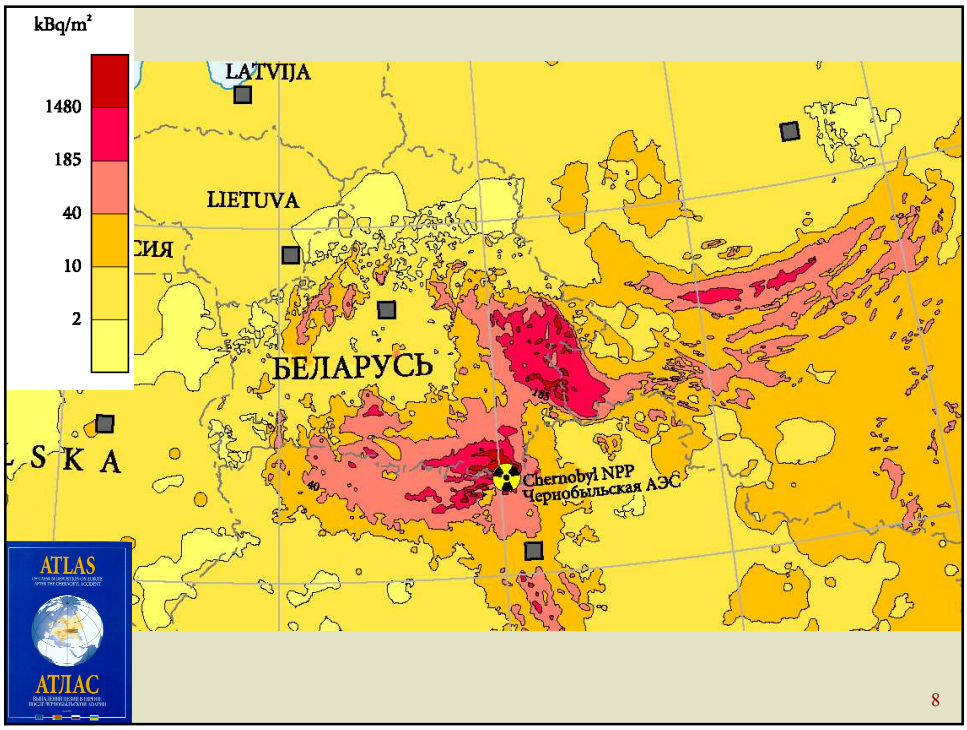
kBq/m²
1480
185
40
10
2
LATVIJA
LIETUVA
БЕЛАРУСЬ
Chernobyl NPP
Чернобыльская АЭС
ATLAS
АТЛАС
8

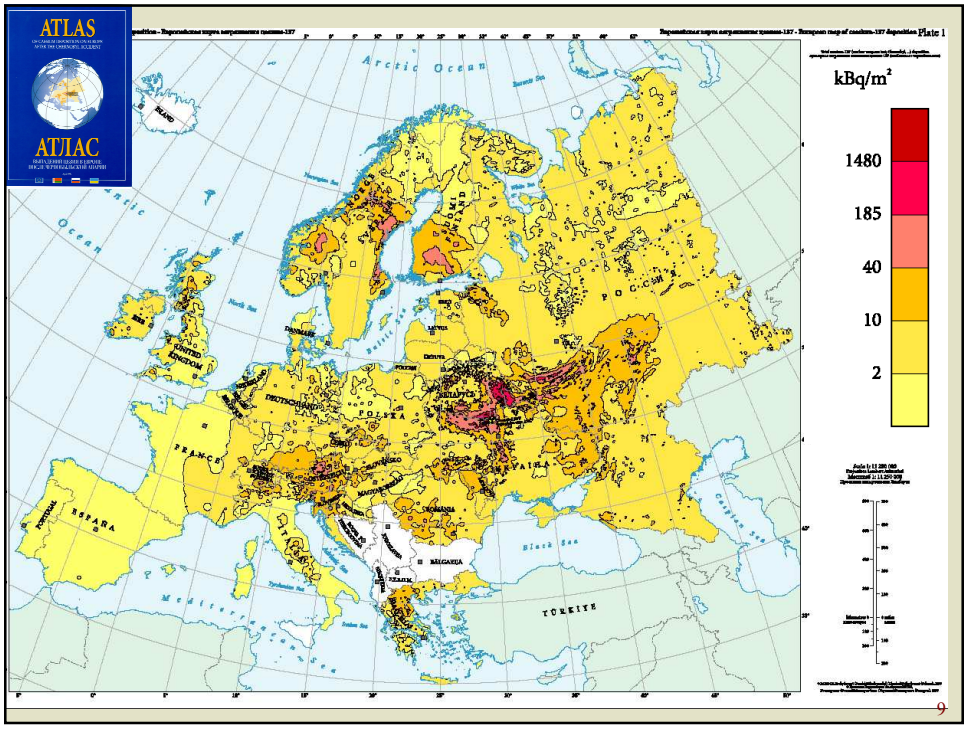
ATLAS
АТЛАС
Arctic Ocean
kBq/m²
1480
185
40
10
2
ICELAND
NORGE
SVERIGE
SUOMI
FINLAND
POCCИЯ
DANMARK
North Sea
Baltic Sea
UNITED KINGDOM
IRELAND
DEUTSCHLAND
POLSKA
FRANCE
ESPAÑA
PORTUGAL
UKRAINE
Black Sea
Caspian Sea
BULGARIA
TÜRKIYE
Mediterranean Sea